


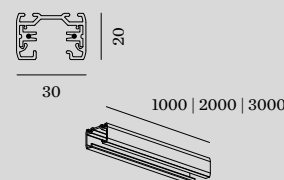
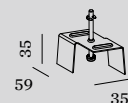
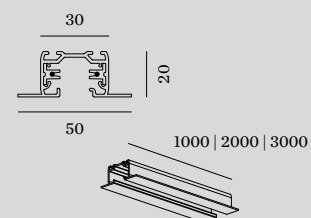
1-PHASE TRACKS

220-240V TRACKS | ACCESSORIES



RECESSED | SURFACE | SUSPENDED EXAMPLES







configuration as seen from top view
for more support and extended layout of 1-phase tracks,
please check our FAQ section on weverducre.com/faq



TRACK PROFILE

recessed | 220-240V | 16A




	CODE
 1m	90014118
 1m	90014119
 2m	90014120
 2m	90014121
 3m	90014122
 3m	90014123

F | MOUNTING BRACKET

for recessed fixation









	CODE
 90014100	90014100
for 1.0m - 2pcs needed for 2.0m - 3pcs needed for 3.0m - 4pcs needed	

TRACK PROFILE





surface | suspended | 220-240V | 16A

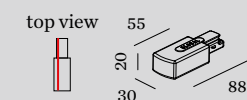


	CODE
 1m	90014001
 1m	90014007
 2m	90014002
 2m	90014008
 3m	90014003
 3m	90014009

G | SUSPENSION SET

complete suspension set
incl. ceiling fixation bracket

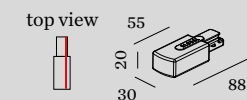
	CODE
 max. 1.5m	90014101
 max. 1.5m	90014102
 max. 3m	90014103
 max. 3m	90014104
for 1.0m - 2pcs needed for 2.0m - 3pcs needed for 3.0m - 4pcs needed	



A | END FEED 1.0

220-240V | max. 3 x 1.5mm² - 16A

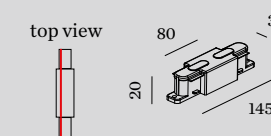
	CODE
 90014018	90014018
 90014019	90014019



A | END FEED 2.0

220-240V | max. 3 x 1.5mm² - 16A

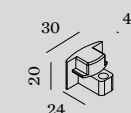
	CODE
 90014020	90014020
 90014021	90014021




B | MIDDLE FEED

straight
220-240V | max. 3 x 1.5mm² - 16A

	CODE
 90014036	90014036
 90014037	90014037



C | END CAP LEFT/RIGHT

	CODE
 90014028	90014028
 90014029	90014029



D | L-FEED 1.0

220-240V | max. 3 x 1.5mm² - 16A

	CODE
 90014024	90014024
 90014025	90014025



D | L-FEED 2.0

220-240V | max. 3 x 1.5mm² - 16A

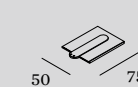
	CODE
 90014026	90014026
 90014027	90014027



E | CONNECTOR

straight | 220-240V | 16A

	CODE
 90014022	90014022
 90014023	90014023



COVERPLATE END FEED

only use with recessed tracks

	CODE
 90014124	90014124
 90014125	90014125

more 1-phase track accessories on
page 752